

# St. Andrews Scots Sr. Sec. School

9<sup>th</sup> Avenue, I.P. Extension, Patparganj, Delhi-110092

Session: 2026-2027

Class: III

Subject: Science

## Lesson – 2 Structure and Function of Plants

- Reading of the chapter
- Explanation (will be done in class)

### (Textbook Exercises)

#### A. Check point 1

Tick the correct answer : -

- 1) (d ) Root
- 2) (B) Pea
- 3) (d) All of these

#### B. Check point 2

Give one exam of each of the following :-

- 1) Mint
- 2) Cactus
- 3) Potato
- 4) Spinach
- 5) Mango

### Book exercises

#### **A. Fill in the blanks.**

- 1) Tap root and Fibrous root
- 2) Cacti
- 3) Leaf

- 4) Fruit
- 5) Baby pant

**B. Tick the correct answer**

1. ( B )
2. ( A )
3. ( D )

**C. Write True or False**

1. False
2. False
3. True
4. True
5. False

**D. Match the plants parts with their functions.**

1. (B) It helps the plant stand up straight..
2. (D) It makes food from sunlight, carbon dioxide and water.
3. (A) It holds the plant in the soil and absorbs water from the soil.
4. ( C ) It makes seeds, so we can grow new plants.

**G. Find five plants parts in the word search and encircle them.**

1. Root
2. Stem
3. Leaf
4. Fruit
5. Flower

**Learn define from page no – 25**

## Notebook Work

### New Words

- 1) Fibrous
- 2) Mustard
- 3) Support
- 4) Particles
- 5) Branches
- 6) Lamina
- 7) Photosynthesis
- 8) Nectar
- 9) Warmth
- 10) Turnip

### Question /Answers

**1. What are the two main system of a plants?**

**Ans** – Root system and Shoot system

**2. Name the two kinds of roots.**

**Ans** – Tap root and Fibrous root

**3. What is nectar ?**

**Ans** – Nectar is a sweet liquid found at the base of some flowers .

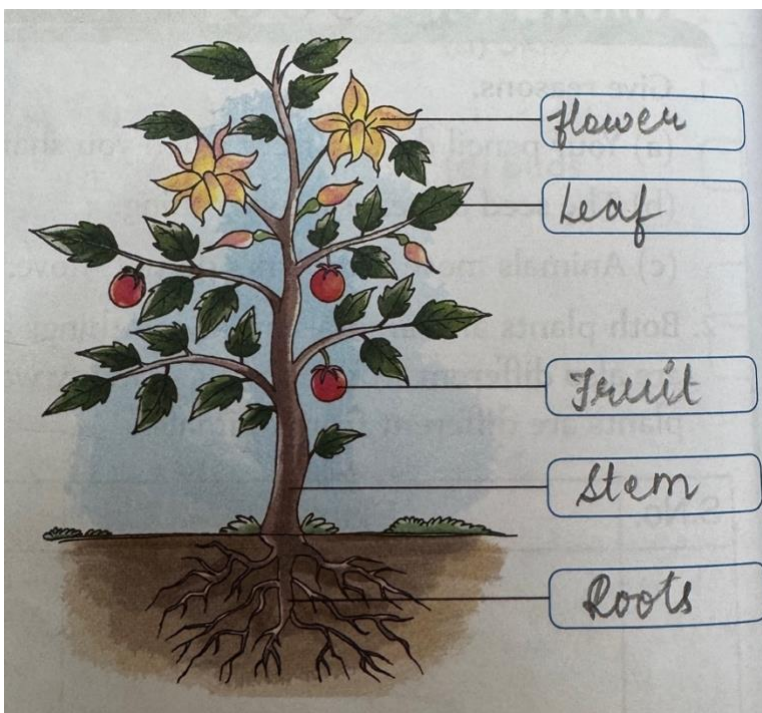
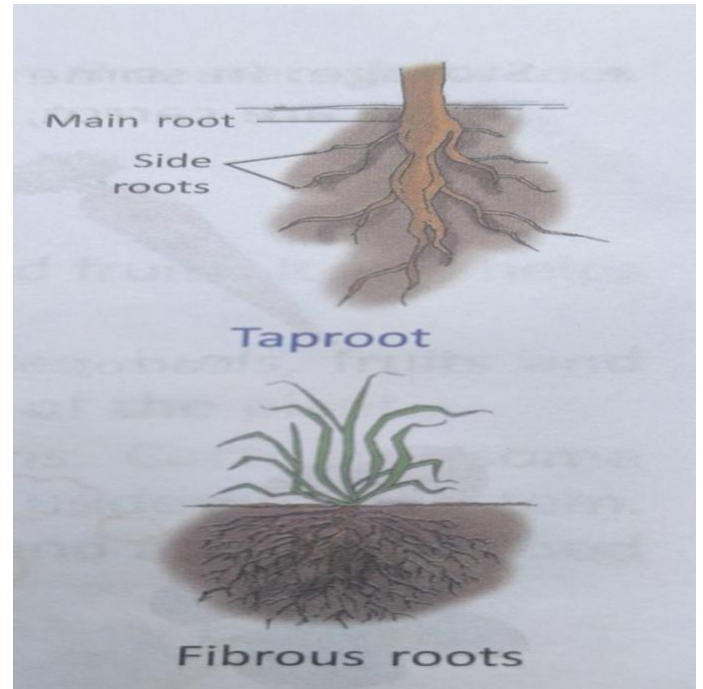
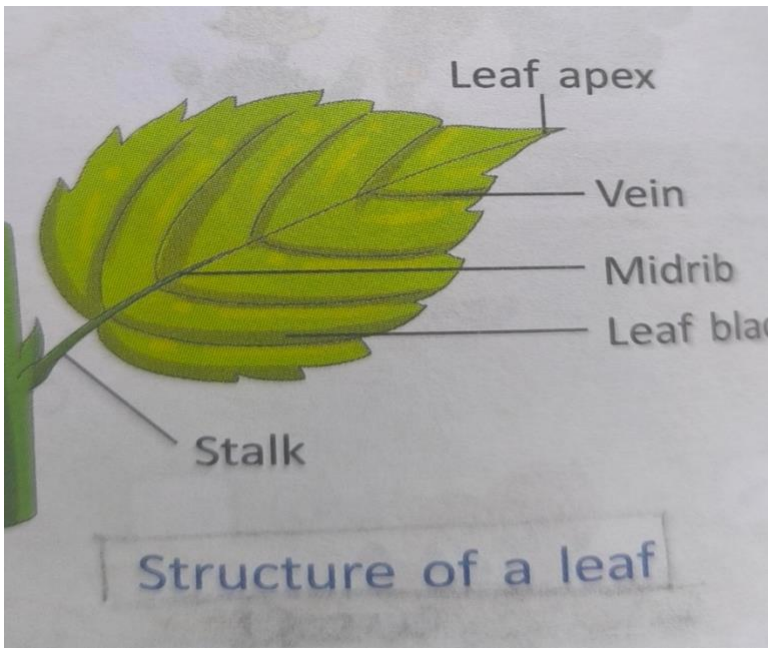
**4. Which part is called food factory of plant ?**

**Ans** – Leaf

**5. What does a seed contain?**

**Ans** – A seed contain a baby plant inside it.

## Diagrams



## Activity

Collect and paste different types of leaves in your science notebook.

